


PROGRAMMABLE OSCILLATORS (SMD • Ceramic Package)

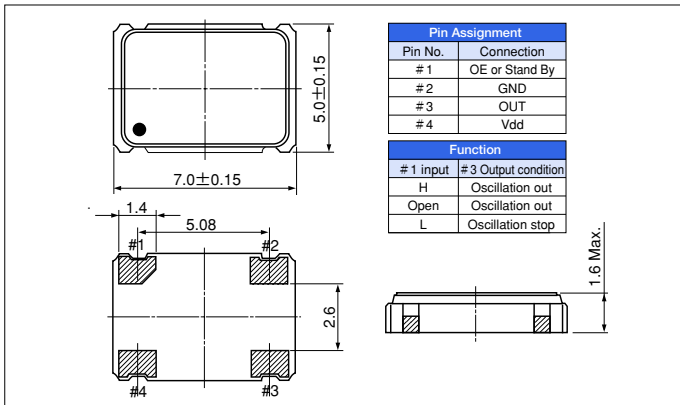
RoHS compliant **CSX-750P SERIES** 2000pcs/reel



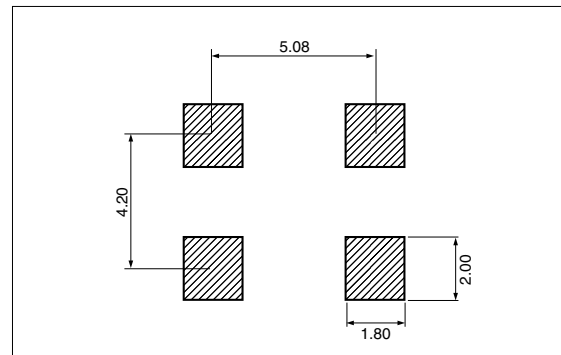
FEATURES

- Wide range of output frequency by PLL technology.
- Quick sample delivery and short lead time in mass production.
- Low current consumption with output enable function (OE) or stand by function (STAND-BY).
- Suitable for various applications such as communication devices, AV devices and measuring instruments.

DIMENSION [mm]



SOLDER PAD LAYOUT [mm]



STANDARD SPECIFICATIONS * Model is determined by the selection for the output enable or stand-by function, the frequency stability and the supply voltage.

Item	Model	OE	CSX-750 PT (*)	CSX-750 PC (*)	CSX-750 PB (*)
		STAND-BY	CSX-750 PK (*)	CSX-750 PD (*)	CSX-750 PJ (*)
Frequency Range			1.000MHz ~ 125.000MHz		1.000MHz~100.000MHz
Supply Voltage			Vdd : 5.0V±0.5V		Vdd : 3.3V±0.3V
Frequency Stability		(*)	B : ±50ppm, C : ±100ppm, E : ±50ppm (−40°C~+85°C), F : ±100ppm (−40°C~+85°C)		
Operating Temperature Range			−20°C~+70°C (−40°C~+85°C)		
Storage Temperature Range			−55°C~+125°C		
Current consumption			45mA Max.		25mA Max.
Duty	TTL level (1.4V)		45~55%	—	
	CMOS level (1/2 Vdd)		—	45~55%	
Output Voltage	V _{OH}		0.9Vdd Min.		
	V _{OL}		0.4V Max.		0.1Vdd Max.
Output Load	TTL		5TTL Max.	—	
	CMOS		—	25pF Max.	15pF Max.
Rise and Fall Time			4 nsec Max.		
Start-up time			10 msec Max.		
Input Voltage	V _{IH}		2.0V Min.	0.7Vdd Min.	
	V _{IL}		0.8V Max.	0.2Vdd Max.	
Disable current			30mA Max.	15mA Max.	
Stand-by current			50 μA Max.	20 μA Max.	